


What can I do with my child at home?

Thank you so much for the support from home! Please email or send messages on remind101 to your child's teacher with any questions you may have. Your child's teacher will also be in contact with you throughout the extended break.

- Log onto Lexia
- Log onto Raz Kids and do "Level up!" books and quizzes
- Log onto Zearn! to work on math skills
- Fluency reading pages
- Blends and digraph worksheets
- Addition and Subtraction handouts
- Free draw and writing paper
- Base 10 blocks worksheet and Number Bond Addition page
- Practice Kindergarten sight words
- Read take home books that you've collected
- Practice shoe tying!





28 fun ways to practice sight words and spelling words at home



- build words with play dough
- write words in play dough with finger or pencil
- cut letters from magazines and create words
- jump while saying each letter of the word
- squat for each letter when spelling the word
- "write" the word on carpet with your finger
- use a paintbrush and cup of water to "paint" the words on the sidewalk
- build the words using wax yarn sticks (like Wikki Stix)
- take a video on your phone of the child spelling the word while holding up a flashcard of the word. Let them re-watch themselves
- write the words with bath paint
- squirt shaving cream on a table or cookie sheet and have child use their finger to write the word
- bounce a ball while you spell (one bounce for each letter)
- write the words with sidewalk chalk or on index cards for inside. Spread them out. Call out a word and have the child jump/run/crawl to the word.
- squishy bags (sandwich baggie filled with $\frac{1}{2}$ cup of hair gel. Dollar store gel works great. Seal the bag and then have child use their finger or a q-tip to write the word on the bag)
- sidewalk chalk
- use alphabet magnets
- play "school" and have your child teach YOU the word
- have the child type the word on the tablet/phone
- egg hunt (put one word in each egg and let your child find the eggs and read the words)
- finger paint
- make up a song for the word
- use Legos to build the word
- write letters on bottle caps from water bottles. Have child use those to build the word
- spell words into a microphone (Dollar store often has these!)
- clap or snap for each letter
- have child trace each letter on their arm using their opposite hand
- spread word cards throughout the room. Have your child drive a toy truck around to 'park' by words you call out.
- use letter beads to build the words on pipe cleaners



Dear Parents,

(5.1/5.2)

Your child should be able to read these sentences to you. We are also practicing them in class.

Wes sat in the little blue jet.

Jem will win the hat.

Jan had a big yellow bag.

The blue jet is fast.

Will Jan win the green hat?

I like to mix mud.

Jan can wax the yellow box.

They like to go on a jet.

Rex and I look in the little green cup.

Will the blue hat fit?

Dear Parents,

(4.5/4.6)

Your child should be able to read these sentences to you. We are also practicing them in class.

Ben is here in the den.

The red net is on top of the well.

Len and Ken go to the pen.

Meg is my little hen.

The men went to get a pet.

I can ring my bell from here.











I have a little red hen.

Ned will come to see me.

My pet can look here.


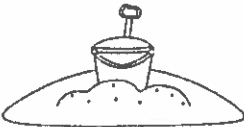






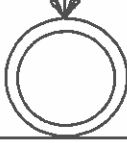

Tell Ted to go with you.

Name _____

Read it!	Spell it!	Write it!
1. 	<input type="text"/> og	<hr/> <hr/> <hr/>
2. 	<input type="text"/> ee	<hr/> <hr/> <hr/>
3. 	<input type="text"/> ag	<hr/> <hr/> <hr/>
4. 	<input type="text"/> ar	<hr/> <hr/> <hr/>
5. 	<input type="text"/> ab	<hr/> <hr/> <hr/>
6. 	<input type="text"/> ed	<hr/> <hr/> <hr/>
7. 	<input type="text"/> ink	<hr/> <hr/> <hr/>
8. 	<input type="text"/> ate	<hr/> <hr/> <hr/>
9. 	<input type="text"/> ay	<hr/> <hr/> <hr/>
10. 	<input type="text"/> ow	<hr/> <hr/> <hr/>

dr	fl	sk	cr	tr	fr	pl	st	sn	sl
----	----	----	----	----	----	----	----	----	----

Name _____

Read it!	Spell it!	Write it!
1. 	ba <input type="text"/>	<hr/> <hr/> <hr/> <hr/>
2. 	sa <input type="text"/>	<hr/> <hr/> <hr/> <hr/>
3. 	de <input type="text"/>	<hr/> <hr/> <hr/> <hr/>
4. 	te <input type="text"/>	<hr/> <hr/> <hr/> <hr/>
5. 	gi <input type="text"/>	<hr/> <hr/> <hr/> <hr/>
6. 	mi <input type="text"/>	<hr/> <hr/> <hr/> <hr/>
7. 	bu <input type="text"/>	<hr/> <hr/> <hr/> <hr/>
8. 	wa <input type="text"/>	<hr/> <hr/> <hr/> <hr/>
9. 	ri <input type="text"/>	<hr/> <hr/> <hr/> <hr/>
10. 	ve <input type="text"/>	<hr/> <hr/> <hr/> <hr/>


ng	rn	lb	nd	ft	st	nd	sk	lk	nt
----	----	----	----	----	----	----	----	----	----

Name: _____

COLOR the Digraph



Directions: Color in the digraph that goes with each picture.



ch

th

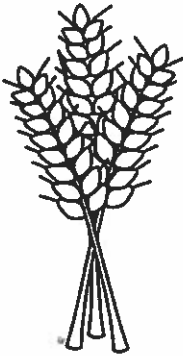
sh



wh

ch


sh



sh

wh

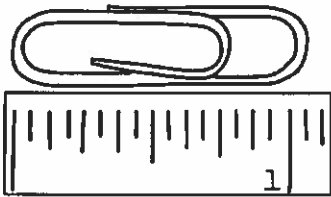
ch



th

sh


ch



ph

th

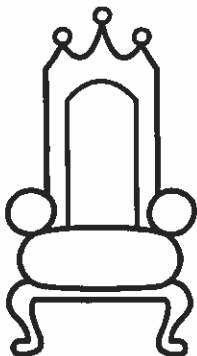
ch



wh

th


sh



wh

th

ch



ch

th

sh

Blends & Digraphs

Sound Blending


mixed


Use a pointer to scoop the sounds. Then slide to say the chunk and read the word.

sm)	ash →
br)	im →
cl)	ock →
fl)	ush →
gr)	ab →

smash →
brim →
clock →
flush →
grab →

Name: _____





Name _____

Cloudy With A Chance Of Number Bonds



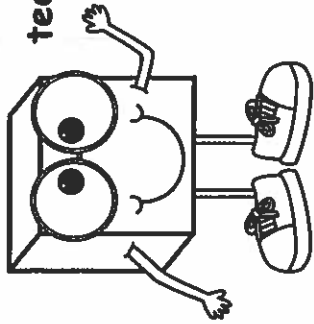
Fill in your ~~own~~ number bonds! Write the number partners in the small clouds.

<p>6</p> <p>1 5</p>	<p>2 4</p>	<p>0 4</p>
<p>7 3</p>	<p>4 5</p>	<p>1 3</p>
<p>6 1</p>	<p>5 5</p>	<p>9 0</p>

Name _____

Base Ten Teen Numbers

Numbers in the
teens have a group
of TEN!



--	--	--

--	--	--

--	--	--

--	--	--

--	--	--

--	--	--

	16	16
--	----	----


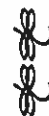
--	--	--



--	--	--

--	--	--

name _____



Let's add!



3	+	2	=	
				

3	+	2	=	
				

2	+	1	=	
				



2	+	0	=	
				



4	+	0	=	
				



3	+	1	=	
				

3	+	3	=	
				

3	+	3	=	
				

1	+	1	=	
				

4	+	1	=	
				

5	+	1	=	
				

4	+	2	=	
				

2	+	2	=	
				

4	+	3	=	
				

Name: _____

Subtraction

$$\begin{array}{r} 5 \\ - 2 \\ \hline \\ \hline \end{array}$$

$$\begin{array}{r} 8 \\ - 4 \\ \hline \\ \hline \end{array}$$

$$\begin{array}{r} 4 \\ - 3 \\ \hline \\ \hline \end{array}$$

$$\begin{array}{r} 9 \\ - 2 \\ \hline \\ \hline \end{array}$$

$$\begin{array}{r} 3 \\ - 3 \\ \hline \\ \hline \end{array}$$

$$\begin{array}{r} 6 \\ - 4 \\ \hline \\ \hline \end{array}$$

$$\begin{array}{r} 2 \\ - 0 \\ \hline \\ \hline \end{array}$$

$$\begin{array}{r} 7 \\ - 3 \\ \hline \\ \hline \end{array}$$

$$\begin{array}{r} 10 \\ - 5 \\ \hline \\ \hline \end{array}$$

$$\begin{array}{r} 1 \\ - 1 \\ \hline \\ \hline \end{array}$$

$$\begin{array}{r} 7 \\ - 6 \\ \hline \\ \hline \end{array}$$

$$\begin{array}{r} 8 \\ - 2 \\ \hline \\ \hline \end{array}$$

$$\begin{array}{r} 2 \\ - 0 \\ \hline \\ \hline \end{array}$$

$$\begin{array}{r} 4 \\ - 4 \\ \hline \\ \hline \end{array}$$

$$\begin{array}{r} 9 \\ - 1 \\ \hline \\ \hline \end{array}$$

$$\begin{array}{r} 5 \\ - 1 \\ \hline \\ \hline \end{array}$$

$$\begin{array}{r} 3 \\ - 0 \\ \hline \\ \hline \end{array}$$

$$\begin{array}{r} 10 \\ - 3 \\ \hline \\ \hline \end{array}$$

$$\begin{array}{r} 6 \\ - 5 \\ \hline \\ \hline \end{array}$$

$$\begin{array}{r} 0 \\ - 0 \\ \hline \\ \hline \end{array}$$

03/13/2020

Lake Primary 4th Nine Weeks Sight Words

I

03/13/2020

Lake Primary 4th Nine Weeks Sight Words

as

03/13/2020

Lake Primary 4th Nine Weeks Sight Words

so

03/13/2020

Lake Primary 4th Nine Weeks Sight Words

little

03/13/2020

Lake Primary 4th Nine Weeks Sight Words

be

03/13/2020

Lake Primary 4th Nine Weeks Sight Words

like

03/13/2020

Lake Primary 4th Nine Weeks Sight Words

am

03/13/2020

Lake Primary 4th Nine Weeks Sight Words

of

03/13/2020

Lake Primary 4th Nine Weeks Sight Words

see

03/13/2020

Lake Primary 4th Nine Weeks Sight Words

the

03/13/2020

Lake Primary 4th Nine Weeks Sight Words

you

03/13/2020

Lake Primary 4th Nine Weeks Sight Words

they

03/13/2020

Lake Primary 4th Nine Weeks Sight Words

to

03/13/2020

Lake Primary 4th Nine Weeks Sight Words

a

03/13/2020

Lake Primary 4th Nine Weeks Sight Words

look

03/13/2020

Lake Primary 4th Nine Weeks Sight Words

on

03/13/2020

Lake Primary 4th Nine Weeks Sight Words

me

03/13/2020

Lake Primary 4th Nine Weeks Sight Words

his

03/13/2020

Lake Primary 4th Nine Weeks Sight Words

with

03/13/2020

Lake Primary 4th Nine Weeks Sight Words

her

03/13/2020

Lake Primary 4th Nine Weeks Sight Words

then

03/13/2020

Lake Primary 4th Nine Weeks Sight Words

have

03/13/2020

Lake Primary 4th Nine Weeks Sight Words

is

03/13/2020

Lake Primary 4th Nine Weeks Sight Words

my

03/13/2020

Lake Primary 4th Nine Weeks Sight Words

him

03/13/2020

Lake Primary 4th Nine Weeks Sight Words

she

03/13/2020

Lake Primary 4th Nine Weeks Sight Words

and

03/13/2020

Lake Primary 4th Nine Weeks Sight Words

blue

03/13/2020

Lake Primary 4th Nine Weeks Sight Words

get

03/13/2020

Lake Primary 4th Nine Weeks Sight Words

but

03/13/2020

Lake Primary 4th Nine Weeks Sight Words

we

03/13/2020

Lake Primary 4th Nine Weeks Sight Words

do

03/13/2020

Lake Primary 4th Nine Weeks Sight Words

my

03/13/2020

Lake Primary 4th Nine Weeks Sight Words

for

03/13/2020

Lake Primary 4th Nine Weeks Sight Words

he

03/13/2020

Lake Primary 4th Nine Weeks Sight Words

at

03/13/2020

Lake Primary 4th Nine Weeks Sight Words

them

03/13/2020

Lake Primary 4th Nine Weeks Sight Words

out

03/13/2020

Lake Primary 4th Nine Weeks Sight Words

in

03/13/2020

Lake Primary 4th Nine Weeks Sight Words

down

03/13/2020

Lake Primary 4th Nine Weeks Sight Words

had

03/13/2020

Lake Primary 4th Nine Weeks Sight Words

some

03/13/2020

Lake Primary 4th Nine Weeks Sight Words

are

03/13/2020

Lake Primary 4th Nine Weeks Sight Words

it

03/13/2020

Lake Primary 4th Nine Weeks Sight Words

come

03/13/2020

Lake Primary 4th Nine Weeks Sight Words

can

03/13/2020

Lake Primary 4th Nine Weeks Sight Words

green

03/13/2020

Lake Primary 4th Nine Weeks Sight Words

from

03/13/2020

Lake Primary 4th Nine Weeks Sight Words

up

03/13/2020

Lake Primary 4th Nine Weeks Sight Words

all

03/13/2020

Lake Primary 4th Nine Weeks Sight Words

that

03/13/2020

Lake Primary 4th Nine Weeks Sight Words

would

03/13/2020

Lake Primary 4th Nine Weeks Sight Words

there

03/13/2020

Lake Primary 4th Nine Weeks Sight Words

one

03/13/2020

Lake Primary 4th Nine Weeks Sight Words

two

03/13/2020

Lake Primary 4th Nine Weeks Sight Words

three

03/13/2020

Lake Primary 4th Nine Weeks Sight Words

four

03/13/2020

Lake Primary 4th Nine Weeks Sight Words

five

03/13/2020

Lake Primary 4th Nine Weeks Sight Words

go

03/13/2020

Lake Primary 4th Nine Weeks Sight Words

where

03/13/2020

Lake Primary 4th Nine Weeks Sight Words

here

03/13/2020

Lake Primary 4th Nine Weeks Sight Words

yellow

03/13/2020

Lake Primary 4th Nine Weeks Sight Words

was

03/13/2020

Lake Primary 4th Nine Weeks Sight Words

what

03/13/2020

Lake Primary 4th Nine Weeks Sight Words

said

