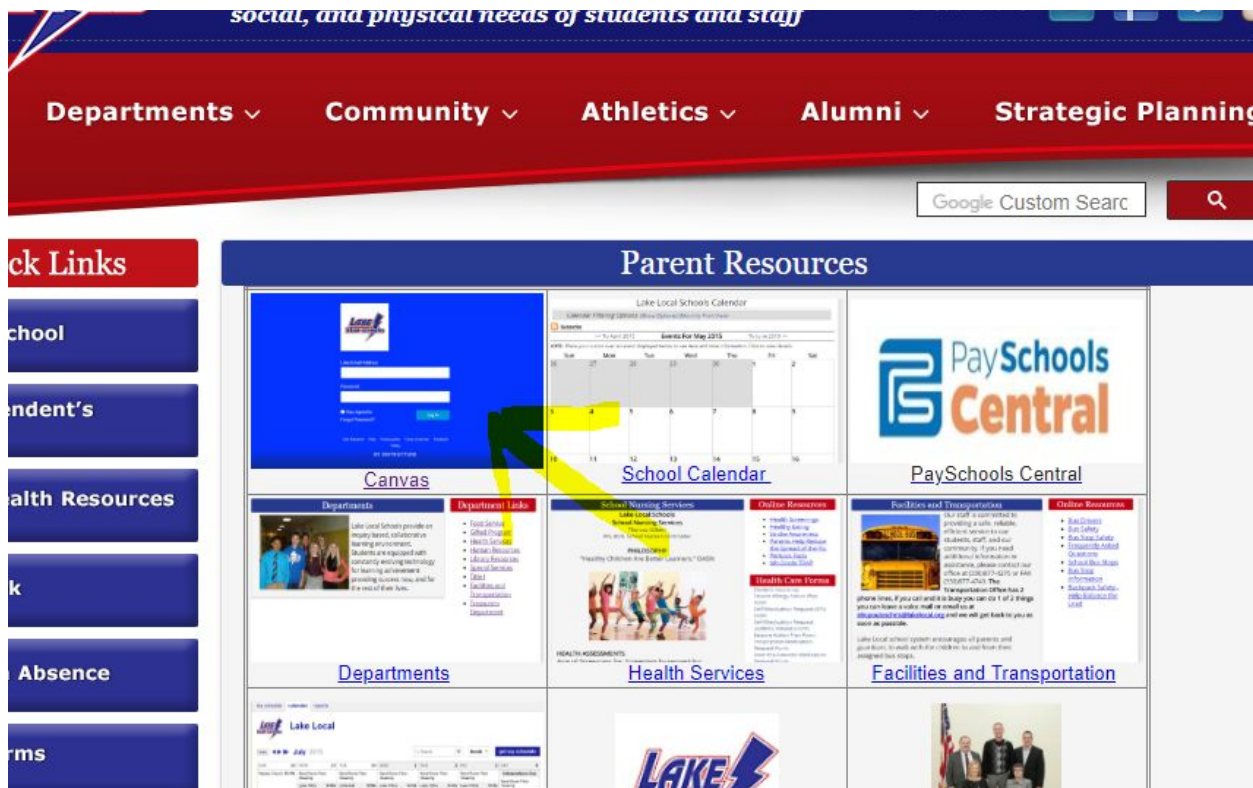


How to Create a Parent Canvas Account

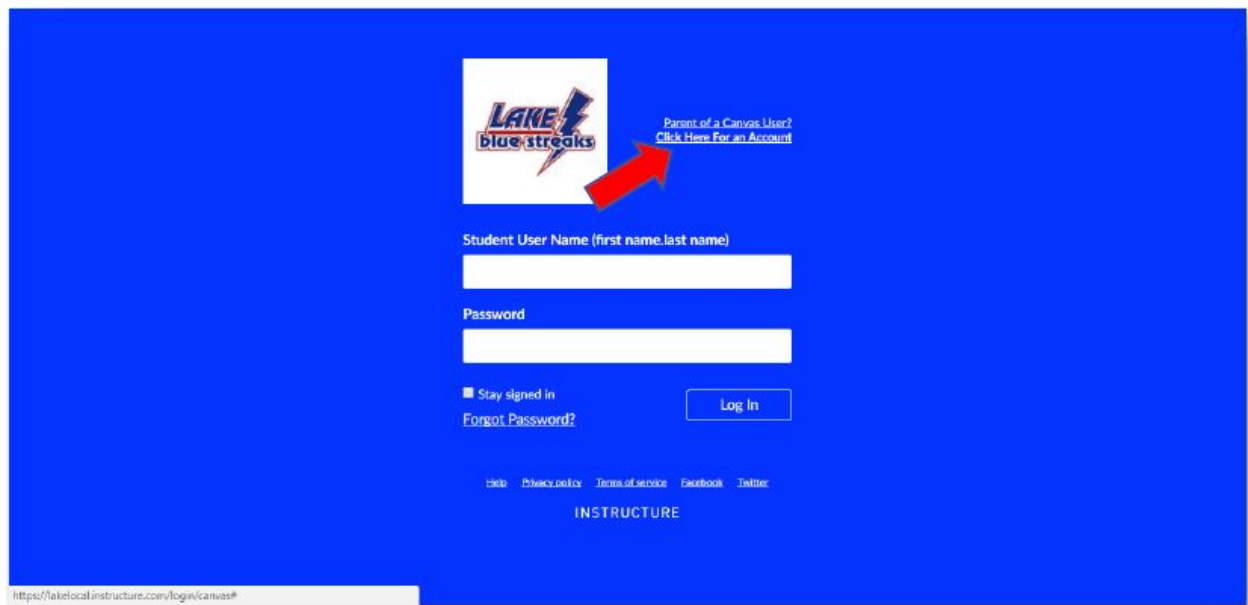
- 1.) Go to the Lake Local homepage at <http://www.lakelocal.org/>
- 2.) On the top right corner click on the Parents tab



- 3.) Select Canvas, in the middle of the screen




4.) Select "Click Here For an Account"



5.) Follow the instructions on the bottom of the Parents page: Additional Resources

[Home Access Center](#) [5th Grade Camp](#) [FinalForms](#)



- [Schedule Lake Middle/High School Conferences](#)
- [Schedule Lake Elementary Conferences](#)
- [Schedule Lake Primary Conferences](#)

Additional Resources

- [Student Registration](#)
- [My Skills Tutor - UE](#)
- [Ohio Means Jobs](#)
- **Canvas Parent Instructions**
 - **Step 1:**
 - **Canvas- Create a pairing code as a student**
 - **Step 2:**
 - **Canvas- Connect with your student using Canvas APP**
 - or
 - **Canvas- Connect with your student or multiple students using Web**

SCHOOLS | **DEPARTMENTS** | **COMMUNITY** | **ATHLETICS** | **ALUMNI**